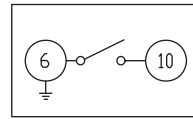
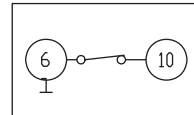


CARD NOT INSERTED

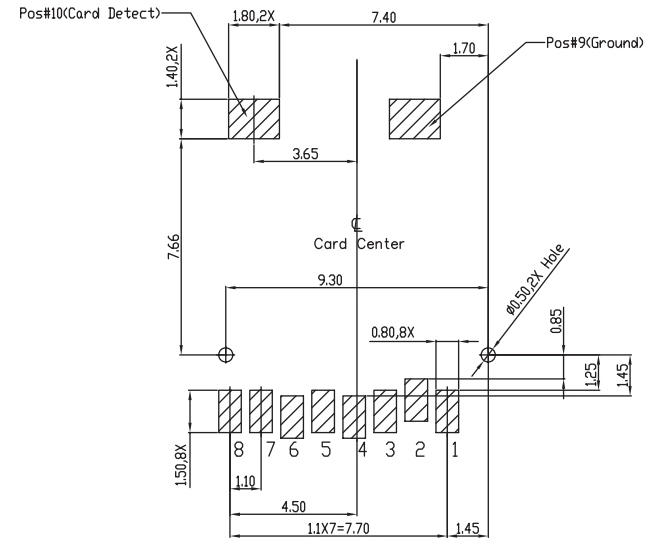


CARD INSERTED



PIN #	NAME
1	DAT2
2	CD/DAT3
3	CMD
4	VDD
5	CLK
6	VSS
7	DAT0
8	DAT1
9	Ground
10	Card Detect

PIN NUMBERING FUNCTIONS

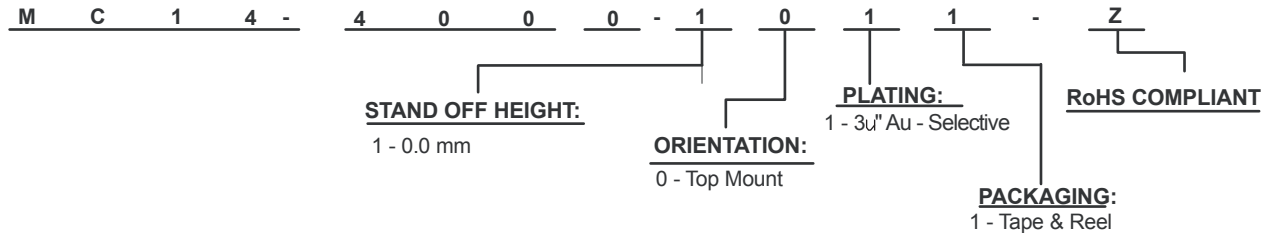


RECOMMENDED PCB LAYOUT

**MATERIAL:**

HOUSING: LCP + 30% Glass Fill , UL94V-0  
 COLOR: Black  
 CONTACT: Phosphor Bronze  
 PLATING CONTACT AREA:  
 Selective Hard Gold over 50 microinches Nickel Underplate  
 PLATING SOLDERING ZONE:  
 120 Microinches min. 100 % Tin or Lead Free over 50  
 Microinches Nickel Underplate  
 Durability : 10,000 cycles

**HOW TO ORDER:**



Rev	Drawn	Checked	Approved	Date
0 Issued	B.S.	S.M.	S.M.	06/20/10

**SMP TECHNOLOGY, INC.**

Micro Secure Digital Connector; Top Mount ; No Cover; 0 mm Standoff

SCALE: n/a

TOL. DEC.	.X +/- 0.20	.XX +/- 0.15	.XXX +/- 0.10	ANGLE +/-	UNIT: mm

P/N: MC14-4000-1011-Z