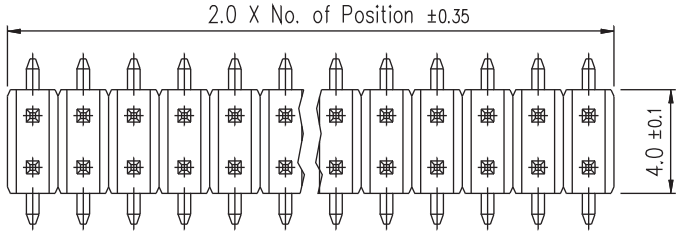

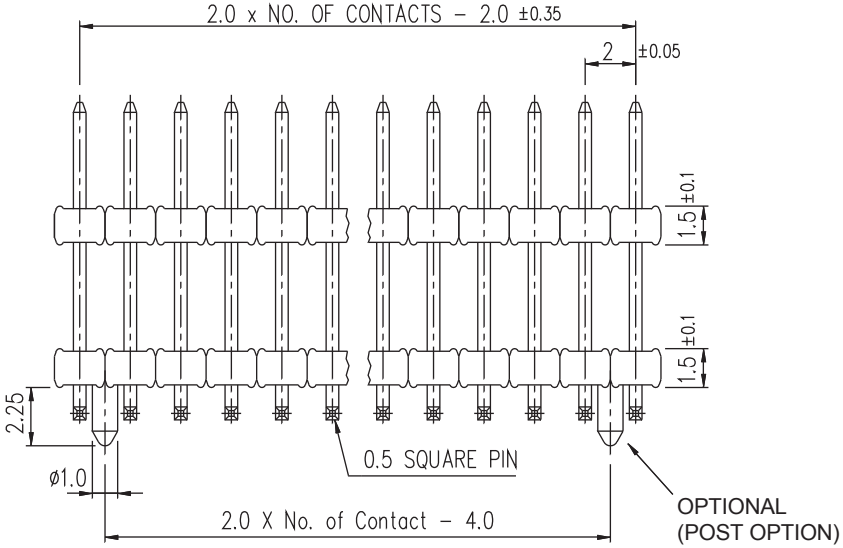

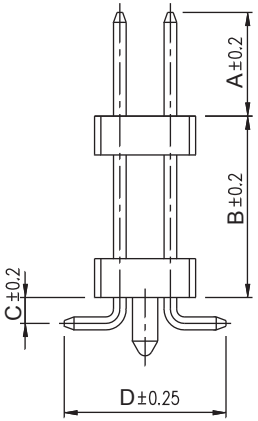

INSULATOR ALSO AVAILABLE
IN 2.0mm THICKNESS
CONSULT *SMP TECHNOLOGY*

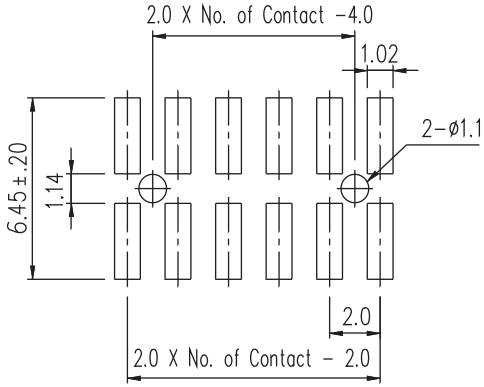

P.C.B LAYOUT

DIMENSION(mm)

DIMENSION NUMBER	A	B	C	D
600	4.00	6.00	6.50	6.50
601	4.00	10.00	6.50	6.50

* OTHER DIMENSIONS AVAILABLE

ELECTRICAL:
CURRENT RATING: 1.5A
CONTACT RESISTANCE: 20mΩ MAX.
INSULATOR RESISTANCE: 5000MΩ Min.
DIELECTRIC WITHSTANDING VOLTAGE: 1000V AC FOR 1 MIN.
OPERATING TEMPERATURE: -40°C TO +105°C
MAX PROCESSING TEMPERATURE: 230°C FOR 30~60 SEC (260°C FOR 10 SEC)

MATERIAL:
INSULATOR: HIGHT TEMPERATURE PLASTIC, UL94V-0

HOW TO ORDER:

H D 1 2 - X X X X - X X X - Z

CONTACT MATERIAL:
1 - COPPER ALLOY

NUMBER OF ROWS:
2 - DOUBLE ROW

DIMENSION NUMBER:
SEE DIMENSION
NUMBER ABOVE

POST OPTION:
0 - w/OUT POST
1 - w/POST

NUMBER OF CONTACTS:
01 thru 98
A0=100

PLATING OVERALL:
0 - FULL TIN
1 - FULL Au FLASH
3 - 10u" Au
4 - 15u" Au
5 - 30u" Au

SELECTIVE PLATING:
6 - Au FLASH CONTACT AREA/TIN TAIL
7 - 10u" Au CONTACT AREA/TIN TAIL
8 - 15u" Au CONTACT AREA/TIN TAIL
9 - 30u" Au CONTACT AREA/TIN TAIL

RoHS COMPLIANT

Rev		Drawn	Checked	Approved	Date
0	Issued	A.M.	S.M.	S.M.	07/22/03
A	Revised for RoHS Compliance	B.S.	S.M.	S.M.	08/14/08

SMP TECHNOLOGY, INC.

Pin Header, 2.00mm Pitch, Double Row, Double Insulator, Surface Mount

TOL. DEC. .X +/- 0.35 .XX +/- 0.25 .XXX +/- ANGLE +/- 5° UNIT: mm

SERIES: HD12