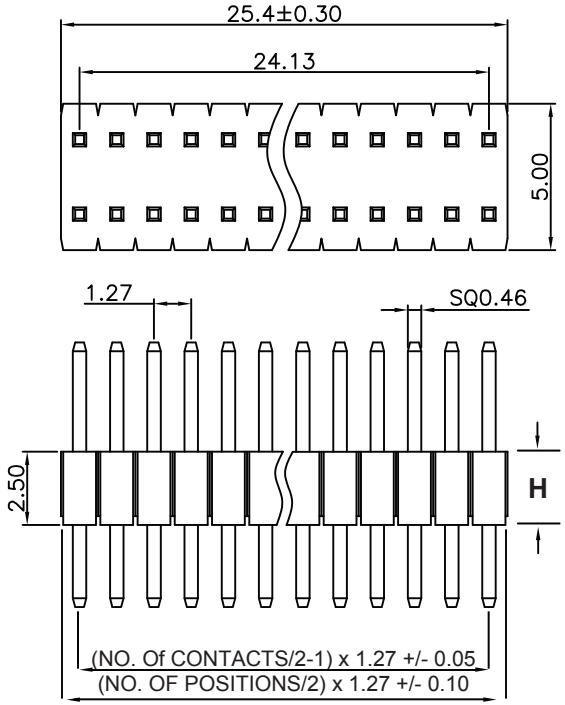

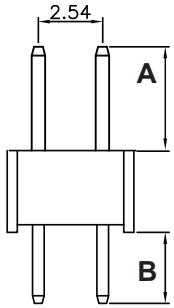

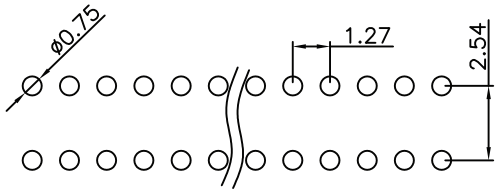

Recommended P.C. Board Layout

DIMENSION(mm)

DIMENSION NUMBER	A	B
30	2.80	2.60
31	6.00	3.00

* OTHER DIMENSIONS AVAILABLE

ELECTRICAL:

CURRENT RATING: 0.5A
CONTACT RESISTANCE: < 30m Ω
INSULATOR RESISTANCE: > 1000M Ω
DIELECTRIC WITHSTANDING VOLTAGE: 500V AC FOR 1 MIN.
OPERATING TEMPERATURE: -40° C TO +105° C

MATERIAL:

INSULATOR: GLASS FILLED POLYESTER, UL94V-0(Nylon 6T)
CONTACT MATERIAL: COPPER ALLOY
CONTACT PLATING: OPTIONAL GOLD OR TIN OVER NICKEL (GOLD THICKNESS OPTIONAL)

HOW TO ORDER:

H 5 1 5 - X X 3 X - X X X - Z

NUMBER OF ROWS:
5 - DOUBLE ROW

DIMENSION NUMBER:
SEE DIMENSION NUMBER ABOVE

"H" DIMENSION INSULATOR HEIGHT:
3 - 2.54 mm

PLATING OVERALL:
0 - FULL TIN
1 - FULL Au FLASH
3 - 10u" Au
4 - 15u" Au
5 - 30u" Au

SELECTIVE PLATING:
6 - Au FLASH CONTACT AREA/TIN TAIL
7 - 10u" Au CONTACT AREA/TIN TAIL
8 - 15u" Au CONTACT AREA/TIN TAIL
9 - 30u" Au CONTACT AREA/TIN TAIL

NUMBER OF CONTACTS:
004 thru 100

RoHS COMPLIAQNT

Rev		Drawn	Checked	Approved	Date
0	Issued	S.E.	S.M.	S.M.	10/1/97
A	Revised for RoHS Compliance	B.S.	S.M.	S.M.	3/4/08

SMP TECHNOLOGY, INC.

Pin Header, 1.27mm Pitch (Pin - Pin) , 2.54mm Pitch (Row - Row)

Thru Hole PC Tail

TOL. DEC. .X +/- 0.35 .XX +/- 0.25 .XXX +/- ANGLE +/- UNIT: mm

P/N: H515-XX3X-XXX-Z