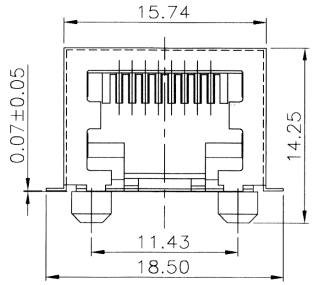

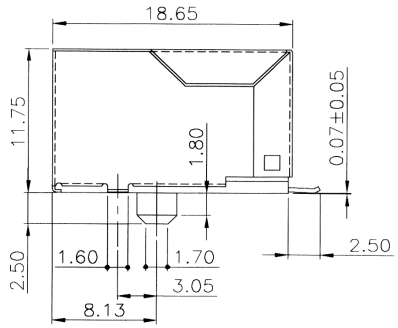

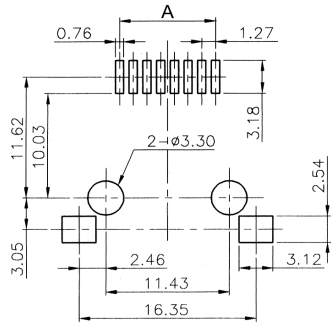

PCB LAYOUT/TOP VIEW

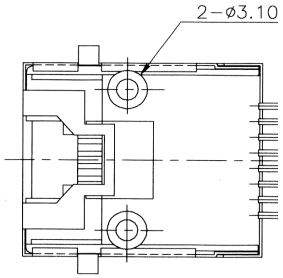

DIMENSION(mm)

NO. CONTACTS	A
2	1.27
4	3.81
6	6.35
8	8.89

ELECTRICAL:

CURRENT RATING: 1.5A
CONTACT RESISTANCE: < 20m W
INSULATOR RESISTANCE: > 500M W
DIELECTRIC WITHSTANDING VOLTAGE: 1000V AC FOR 1 MIN.
OPERATING TEMPERATURE: -25° C TO +85° C

MATERIAL:

CONTACT: PHOSPHOR BRONZE
INSULATOR: GLASS FILLED POLYESTER (UL94V-0)

E195981

HOW TO ORDER:

A 7 0 1 3 - 3 X X - 0 1 X - X X - Z

NUMBER OF POSITIONS:
3 - 8 POS

NUMBER OF CONTACTS:
2 - 4 CON 4 - 8 CON
3 - 6 CON 5 - 10 CON

KEYING OPTION:
0 - W/ OUT KEY
1 - W/ KEY

FLANGE:
0 - NO FLANGE
1 - FLANGE

RoHS COMPLIANT

NUMBER OF PORTS:
01

PLATING OVERALL:
0 - FULL Au
1 - 10u" Au
2 - 15u" Au
3 - 30u" Au

SELECTIVE PLATING:
6 - Au CONTACT AREA/TIN TAIL
7 - 10u" Au CONTACT AREA/TIN TAIL
8 - 15u" Au CONTACT AREA/TIN TAIL
9 - 30u" Au CONTACT AREA/TIN TAIL
A - 50u" Au CONTACT AREA/TIN TAIL

SHIELD:
1 - SHIELDED
2 - SHIELDED W/ SPRING TABS ON TOP
3 - SHIELDED W/ SPRING TABS ON TOP & SIDES
4 - SHIELDED W/ SPRING TABS ON TOP, SIDES & BOTTOM
5 - SHIELDED W/ SPRING TABS ON TOP (NORMAL POSITION) & SIDES (ROTATED UP)
6 - SHIELDED W/ SPRING TABS ON SIDES (OFF SET)
7 - SHIELDED W/ SPRING TABS ON TOP & SIDES (OFF SET)
8 - SHIELDED W/ SPRING TABS ON SIDE

Rev		Drawn	Checked	Approved	Date
0	Issued	S.E.	S.M.	S.M.	10/01/97
A	Revised for RoHS Compliance	B.S.	S.M.	S.M.	08/27/08

SMP TECHNOLOGY, INC.

PCB JACK, SHIELDED, SIDE ENTRY, VERY LOW PROFILE, SMT

TOL. DEC. .X +/- 0.35 .XX +/- 0.25 .XXX +/-0.15 ANGLE +/- UNIT: mm

SERIES: A7013